


B-4: Boo-boos, Belly-aches and Bumps *Before* you go to the doctor What to do when your child gets sick Train the trainer program



USING THE BOOK

20 minutes

Name the Ailment

You will lead an exercise (Name the Ailment) designed to have the trainees use the book as they would if they were experiencing a child's illness or injury.


Divide the group into thirds. Tell them that you will be giving each group an index card with many symptoms on it. The group is to work together to figure out what the illness or injury is. They are then to use chart-paper to list what they would do and when they would call the doctor or clinic. They are to select a spokesperson – hopefully not someone who has already been a spokesperson – to present their information to the group as a whole. When they present, they should read the symptoms off the card, and then explain what illness/injury they determined it to be, what should be done about the illness, and when the doctor/clinic should be called.

Give each group a card. **(The cards are in your manual.)** As they are working on their project, circulate among them and make sure they have determined the proper illness/injury. Make sure that they are listing things from the book that should be done and make sure that they have the correct information about when the doctor/clinic should be called.


Have each group present their information and their chart to the group as a whole.

As they are doing this – point out what page of the book the group is referring to (**poisoning – page 165, cold & flu – page 76, fever – page 14**).

Make sure that the group that gets the card on “fever” is clear about taking a child's temperature so that they can present this to the class also. Check with them to make sure they are comfortable explaining this to the class. Give them a digital thermometer for their presentation. If they are not comfortable with this discussion, you may need to do it yourself.



B-4: Boo-boos, Belly-aches and Bumps *Before* you go to the doctor What to do when your child gets sick Train the trainer program



PRESENTING THE CHALLENGE

5 minutes

Tell the trainees that you hope the training has challenged them to:

- Use the book
- Fill out the pages at the beginning of the book
- Keep the book in one place that is readily accessible in an emergency
- Go to the book the next time their child is sick or injured
- Consider taking further classes – specifically CPR and 1st Aid.

Urge the trainees to read their books every day for awhile and take one action a day – whether it be from the safety tips section, or from talking to their landlord, or from fixing something around their home themselves. Give this example: “Today I am going to teach my children to stop, drop, and roll if their hair or clothing ever catches on fire.”

Conclude by going over any Parking Lot issues. Remember that many questions can be covered by the trainee calling “**211**.”

Administer the post-training evaluation – 10 minutes – reminding trainees that they will be hearing from someone in three months.