

COMMUNITY PRIORITY-SETTING PROCESS AND RESULTS

One of the major features of each Charting the Course VI is the review of health issues felt to be impacting the San Diego region. These health issues are examined from local (San Diego County), state and national perspectives. The starting point for the 2010 process was a review of the 38 Healthy People 2020 focus areas (shown in the sidebar on this page). Because of the large number and the diversity of health issues, the Charting the Course VI committee selected 17 of these health issues for additional study and possible inclusion in this year's Charting the Course VI. (Health issues selected are indicated by an asterisk in the sidebar.) They selected these issues based on an extensive review of the issues and a ranking of their perceived importance by the Charting the Course VI committee. The 17 health issues were then divided into three categories:

- **Overarching Issues (4 Issues)** — considered overarching because they potentially impact all of the other issues in this report. These included:
 - Access to health services
 - Health communications and health information technology
 - Public health infrastructure
 - Social determinants of health
- **Health-Related Behaviors (6 Issues)** — behaviors that are important components in long-term health, such as:
 - Keeping immunizations current
 - Smoking cessation
 - Increasing physical activity
 - Achieving healthy weight status and improving nutrition
 - Maintaining Oral health
 - Preventing violence and injury
- **Health Outcomes (7 Issues)** — looks at the change in the health status of the population and various demographic groups over time related to:
 - Cancer
 - Diabetes
 - Heart disease and stroke
 - Infectious diseases
 - Maternal, infant and child health

Healthy People 2020 Focus Areas

*Access to health services **
Adolescent health
Arthritis, osteoporosis, and chronic back conditions
Blood disorders and blood safety
*Cancer **
Chronic kidney disease
*Diabetes**
Disability and secondary conditions
Early and middle childhood
Education and community-based programs
Environmental health
Family planning
Food safety
Genomics
Global health
*Health communication and health IT **
Healthcare-associated infections
Hearing and other sensory or communication disorders
*Heart disease and stroke **
HIV/AIDS
*Immunization and infectious diseases**
*Injury and violence prevention **
*Maternal, infant, and child health **
Medical product safety
*Mental health and mental disorders **
*Nutrition and weight status **
Occupational safety and health
Older adults
*Oral health **
*Physical activity and fitness **
*Public health infrastructure **
Quality of life and well-being
*Respiratory diseases **
Sexually transmitted diseases
*Social determinants of health **
*Substance abuse **
*Tobacco use **
Vision



- Mental health
- Respiratory diseases

The next step in the process was to narrow the number of health issues to five or six for an in-depth evaluation. To achieve this task, a brief written report was prepared for each of the 17 health issues, presenting background information about the issue from local (San Diego County), state and national perspectives. The health issues briefs were distributed to 379 community leaders from throughout San Diego County along with a priority-setting worksheet, which allowed participants to rate each issue based on the following four criteria (For additional information about the evaluation process, please refer to Appendix 2 – Health Issue Priority Setting Exercise in the *2010 Health Issues Briefs* in the appendix of this document):

- What is the size of the health issue in San Diego County?
- What is the seriousness of the health issue in San Diego County?
- What community resources are currently available to address the health issue?
- How much data or information do we have to evaluate the health issue’s outcomes?

Participants in this priority-setting process were asked to review the information for each health issue covered in the briefing document, provide their ratings from their perspective and weigh each issue using the information provided along with their knowledge of the health issue.

Overall, 72 community leaders participated in the priority setting process. As part of this exercise, participants were requested to indicate the geographic region of the county they represent. (Participants were allowed to indicate more than one region.) As shown on the following table, participants in the priority-setting process represented all regions of the county.

Priority Setting Responses by Geographic Region

Region	Count	Percent of total count	Percent of total respondents
North Coastal	48	16.1	67.6
North Inland	46	15.4	64.8
North Central	49	16.4	69.0
Central	57	19.1	80.3
East	48	16.1	67.8
South	51	17.1	71.8

Many types of organizations participated in the priority-setting exercise, as shown on the following table.

Priority-Setting Responses by Type of Organization

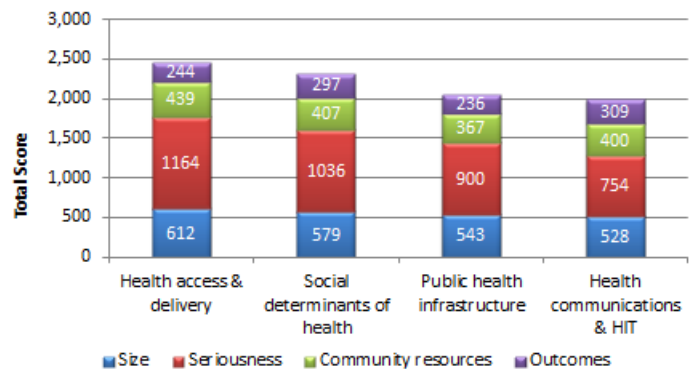
Type of organization	Count	Percent
Hospital or health system	21	29.2
Community-based organization	18	25.0
County government/public health	9	12.5
Community clinic	5	6.8
Membership organization	4	5.6
Foundation	3	4.2
Social services agency	3	4.2
Consultant	2	2.8
Health plan	2	2.8
Physician	2	2.8
University/medical school	2	2.8
Other non-profit organization	1	1.3
Total	72	100

The following briefly presents results of the community priority-setting process; results by scoring criteria and ranking are shown in Figure 1 (page 18).

Overarching Health Issues

The scoring and ranking of importance of the four overarching health issues produced consistent results indicating participants felt that health access and delivery and social determinants of health were the top two issues in this category.

Overarching Health Issues
Total Score



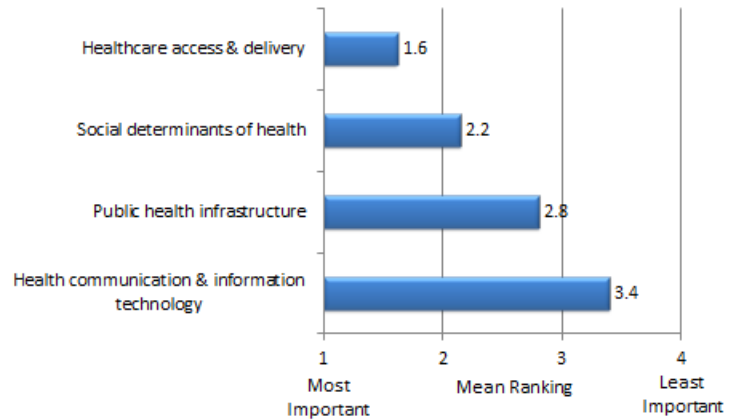
Note: The algorithm used for calculating total score uses the total rating points for size, seriousness, community resource and outcomes. Total score = size + (seriousness x 2) + community resources + outcomes

In terms of size and seriousness scoring these two issues scored highest. In terms of outcomes, where a lower score is more desirable, participants indicated that current efforts related to access and delivery and public health infrastructure are more effective than for the other two issues.

When ranked by importance, both health access and delivery, and social determinants of health were ranked as more important than the other two overarching issues.

Overall Ranking by Issue

Overarching Issues



Health-Related Behaviors

The scoring and ranking of importance of the six health-related behaviors produced consistent results for the top three behaviors, indicating that participants felt nutrition and weight status, physical activity and fitness, and substance abuse and tobacco use were the top three issues in this category.

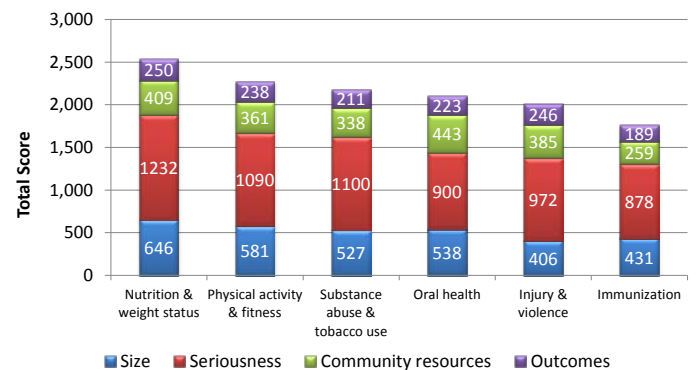
In terms of size and seriousness scoring, nutrition and weight status, physical activity and fitness scored highest.

Immunization was clearly the behavior felt to have more effective interventions than the other behaviors.

When ranked by importance, nutrition and weight status clearly ranked as the most important health-related behavior.

Health-Related Behaviors

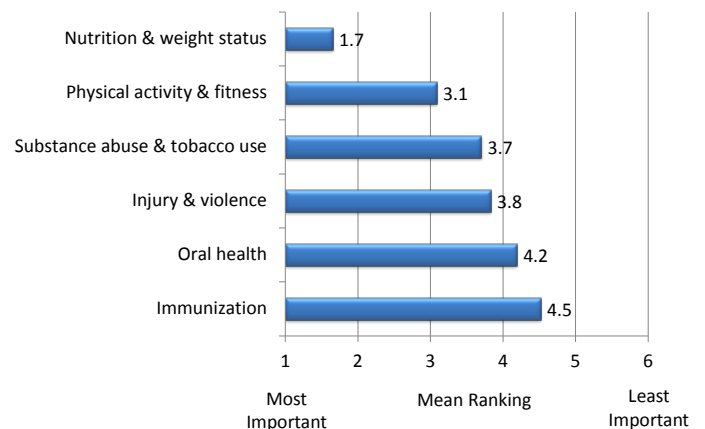
Total Score



Note: The algorithm used for calculating total score uses the total rating points for size, seriousness, community resource and outcomes. Total score = size + (seriousness x 2) + community resources + outcomes

Overall Ranking by Issue

Health-Related Behaviors



COMMUNITY HEALTH
IMPROVEMENT PARTNERS
making a difference together
www.sdchip.org

Health Outcomes

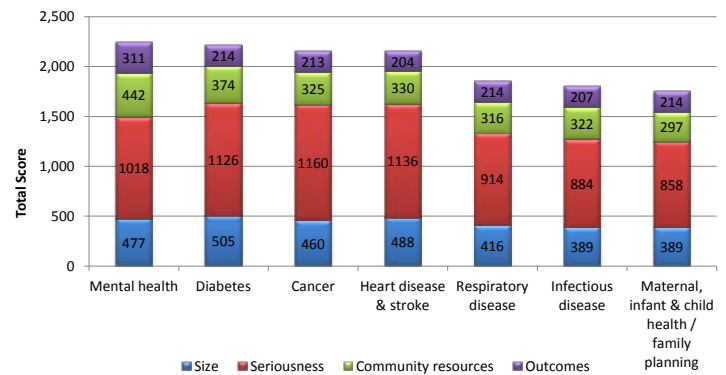
The scoring and ranking of importance of the seven health outcomes produced rather inconsistent results. Mental health received the highest total score but was ranked third in importance. Much of the mental health score was driven by the perceived lack of community resources and the perceived lack of effective interventions (outcomes score).

In terms of size and seriousness scoring, diabetes, cancer, and heart disease and stroke scored highest.

When ranked by importance, diabetes and heart disease and stroke clearly ranked as the most important health outcomes, followed by mental health and cancer.

Health Outcomes

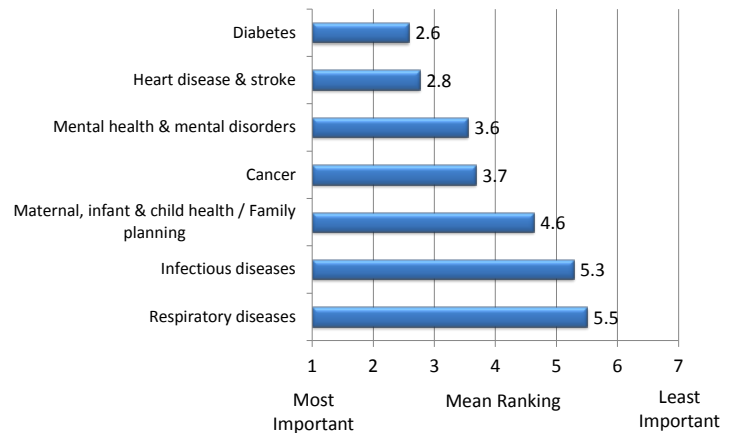
Total Score



Note: The algorithm used for calculating total score uses the total rating points for size, seriousness, community resource and outcomes. Total score = size + (seriousness x 2) + community resources + outcomes

Overall Ranking by Issue

Health Outcomes



(Figure 1)

Community Priority-Setting Process Results By Scoring Criteria and Overall Ranking

Rank	Size	Seriousness	Community Resources	Evaluation / Outcomes	Overall Ranking
Overarching Health Issues					
1	Health Access	Health Access	Health Access	Health Info Tech	Health Access
2	Social Determinants	Social Determinants	Social Determinants	Social Determinants	Social Determinants
3	Public Health Infrastructure	Public Health Infrastructure	Health Info Tech	Health Access	Public Health Infrastructure
4	Health Info Tech	Health Info Tech	Public Health Infrastructure	Public Health Infrastructure	Health Info Tech
Health - Related Behaviors					
1	Weight Status	Weight Status	Oral Health	Weight Status	Weight Status
2	Physical Activity	Substance Abuse	Weight Status	Injury & Violence	Physical Activity
3	Oral Health	Physical Activity	Injury & Violence	Physical Activity	Substance Abuse
4	Substance Abuse	Injury & Violence	Physical Activity	Oral Health	Injury & Violence
5	Immunization	Oral Health	Substance Abuse	Substance Abuse	Oral Health
6	Injury & Violence	Immunization	Immunization	Immunization	Immunization
Health Outcomes					
1	Diabetes	Cancer	Mental Health	Mental Health	Diabetes
2	Heart Disease/ Stroke	Heart Disease/ Stroke	Diabetes	Diabetes*	Heart Disease/ Stroke
3	Mental Health	Diabetes	Heart Disease/ Stroke	Respiratory Disease*	Mental Health
4	Cancer	Mental Health	Cancer	Family Planning*	Cancer
5	Respiratory Disease	Respiratory Disease	Infectious Disease	Cancer*	Family Planning
6	Infectious Disease*	Infectious Disease	Respiratory Disease	Infectious Disease	Infectious Disease
7	Family Planning*	Family Planning	Family Planning	Heart Disease/ Stroke	Respiratory Disease

**Items within a particular category denote similar scores or ties in scores. No statistical analysis was applied to this tool, it was designed as a rating tool to assist in the decision making process.*





COMMUNITY HEALTH
IMPROVEMENT PARTNERS
making a difference together
www.sdchip.org